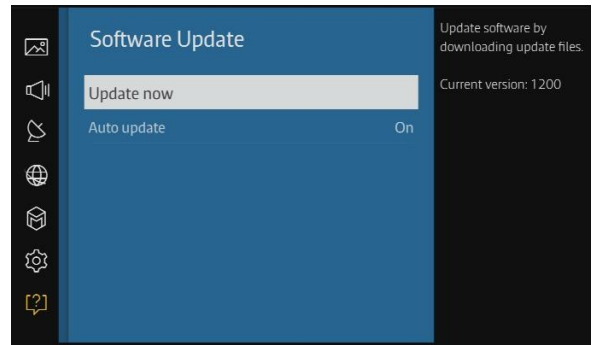
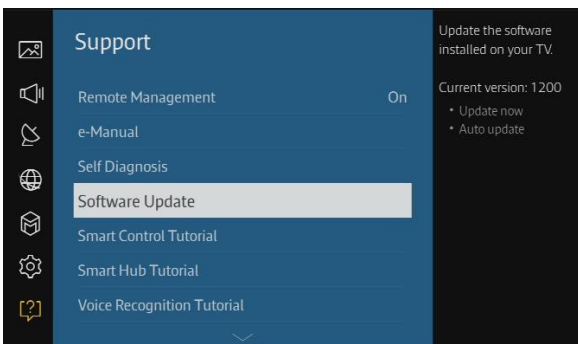
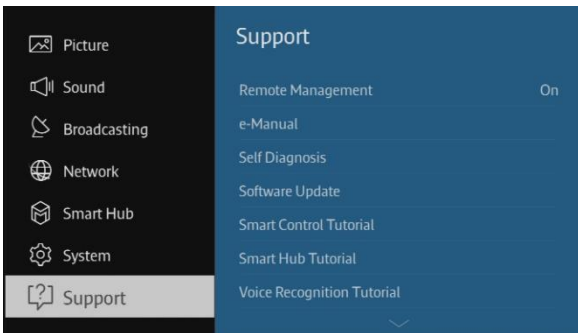


❖ How to Upgrade the Firmware by Online

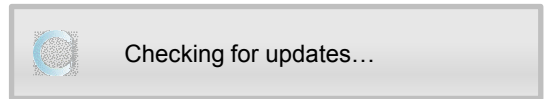
1. Turn on the TV.
2. Confirm that your TV is connected to the Network by using the Network Status test.



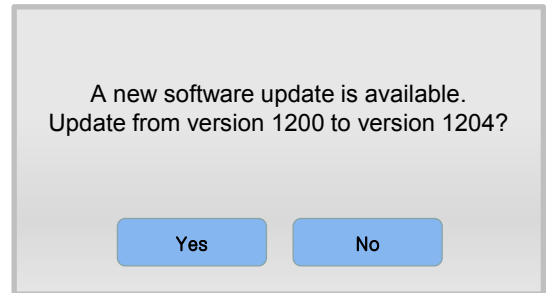
3. Press the MENU button, select 'Support', 'Software Update', and then 'Update now'.



4. The message "Connecting to the network server..." is displayed.



5. If the TV finds a higher firmware version from the server, TV asks you to update new version. Press Yes.



6. It starts downloading. When the firmware upgrade is completed, the TV turns off and then back on by itself.

